

# SHRI SAMARTH ARTS & COMMERCE COLLEGE, ASHTI

DISTT: WARDHA (M.S.)

## Students' Satisfaction Survey: 2020-21

Internal Quality Assurance Cell conducted Students' Satisfaction Survey in online mode for the session 2020-21 in the college. The survey was prepared in Google format and its link was circulated in class wise groups in Whats app. Total 58 students participated in this exercise. 46.6% of them were boy students and 53.4 % were girl students. 69% students of Commerce faculty and 24.1 % students of Arts faculty participated in the survey .The prescribed five-point scaling method was used for conducting survey. The scaling pattern from 4 to 0 is in descending order from higher to lower value. Table 1.1 shows the response of students to each attribute. :

**Table 1.1 Response of Students to Attributes (in percentage)**

Sl.	Attribute	Five-point scale				
		4	3	2	1	0
1	Completion of syllabus	37.9	39.7	10.3	10.3	-
2	Preparation by teachers	48	48.3	-	-	-
3	Ability to communicate with students	77.6	15.5	-	-	-
4	Teacher's approach to teaching	46.6	27.6	22.4	-	-
5	Fairness of internal evaluation	70	12.1	17.2	-	-
6	Discussion by teachers in performance	67.2	17.2	-	-	-
7	Initiatives by the college for student's exposure	62.1	24.1	-	-	-
8	Promotion to all round development	44.8	36.2	17.2	-	-
9	Provision of multiple opportunities	34.5	56.9	-	-	-
10	Information about learning outcomes	79.3	15.5	-	-	-
11	Necessary follow-up by mentor in assigned task	69	22.4	-	-	-
12	Illustration of concepts by through examples	70.7	22.4	-	-	-
13	Identification of strengths and encouragement	65.5	19	-	8.6	-
14	Identification of weaknesses	63.8	22.4	-	-	-
15	Continuous monitoring by the college	44.8	50	-	-	-
16	Delivery of student centric methods	53.4	37.9	-	-	-
17	Encouragement to extra-curricular activities	56.9	34.5	-	-	-
18	Inculcating life skills and employability	55.2	24.1	-	-	-
19	Use of ICT in classroom teaching	31	24.1	25.9	-	-
20	Overall quality of teaching-learning process	46.6	43.1	-	-	-

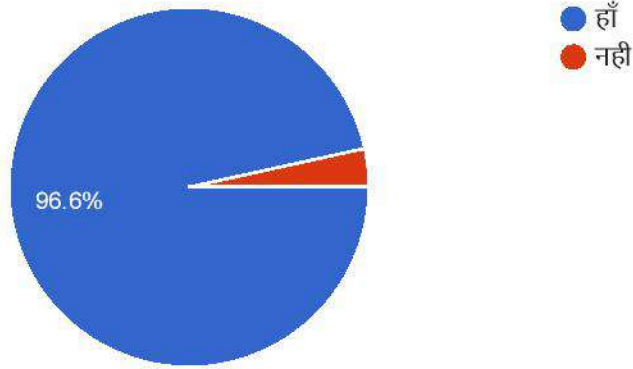
# छात्र संतुष्टी सर्वेक्षण (Student Satisfaction Survey)

58 responses

छात्रों के लिए दिशा - निर्देश

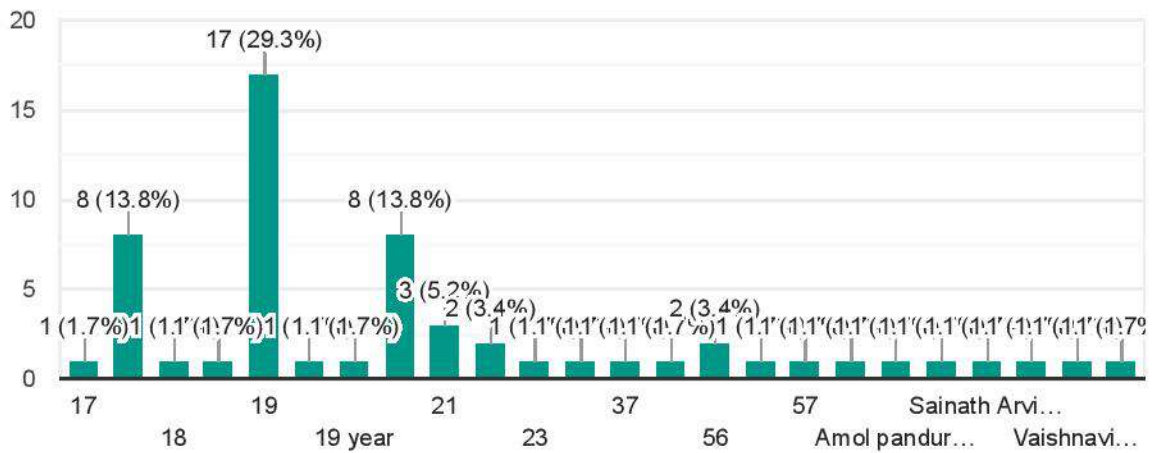
कृपया यह पुष्टि करें की इस सर्वेक्षण का उत्तर पहली और एक ही बार दे रहे हैं।

58 responses



आयु

58 responses



## महाविद्यालय का नाम

58 responses

श्री समर्थ कला व वाणिज्य महाविद्यालय आष्टी

Smv

Shri samrth art and commerce college ashti

Shri Samarth Arts and

समर्थ कला वाणिज्य महाविद्यालय आष्टी

Shri samrth collage ashti

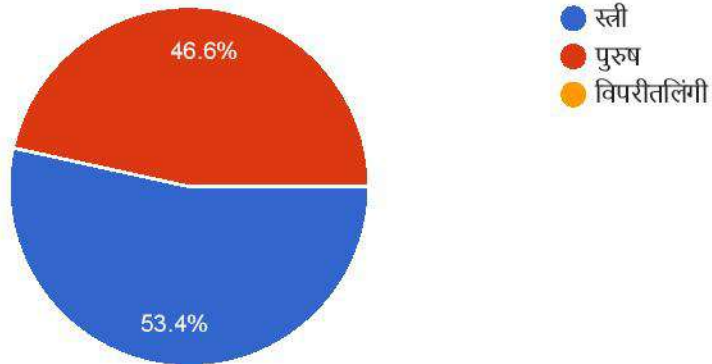
Shri samarth arts &amp; comm.college, ashti

Shri Samarth Arts &amp; Commerce College, Ashti. Dist. Wardha

समर्थ कॉलेज आष्टी

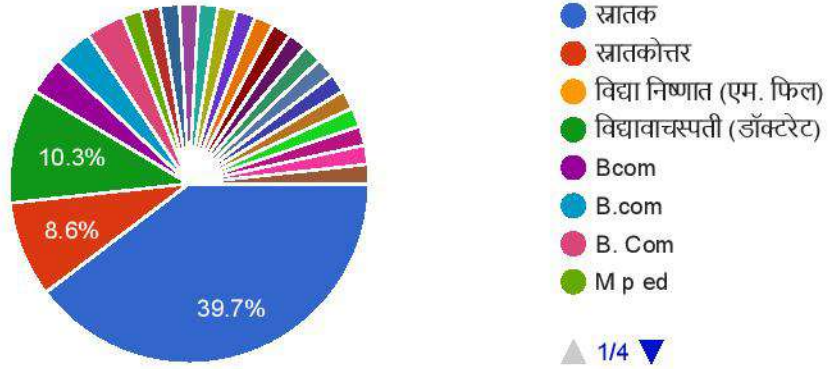
## लिंग

58 responses



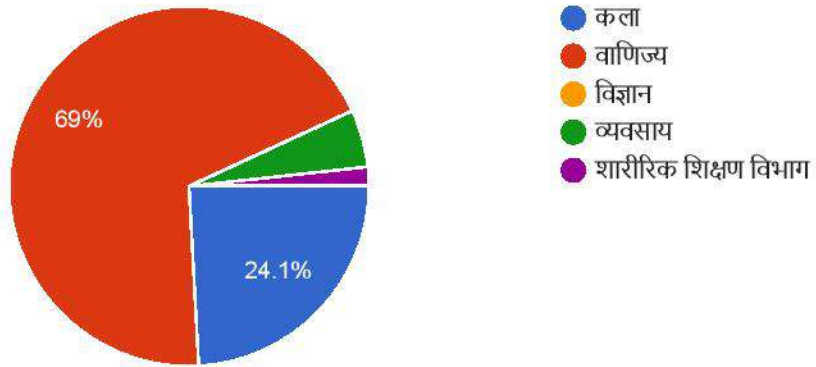
आप आब किस डिग्री (उपाधी) की पढाई कर रहे है ?

58 responses



आप वर्तमान मे किस विषय क्षेत्र से संबंधित है ?

58 responses



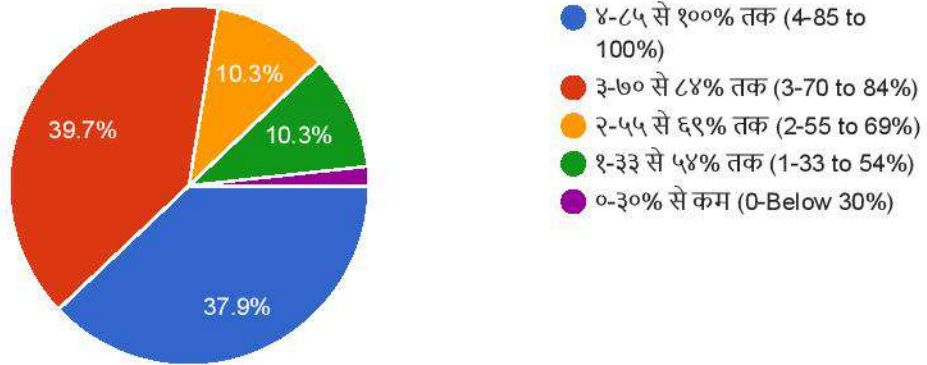
प्रश्नोत्तर भरने अनुदेश

श्री समर्थ कला व वाणिज्य महाविद्यालय, आष्टी



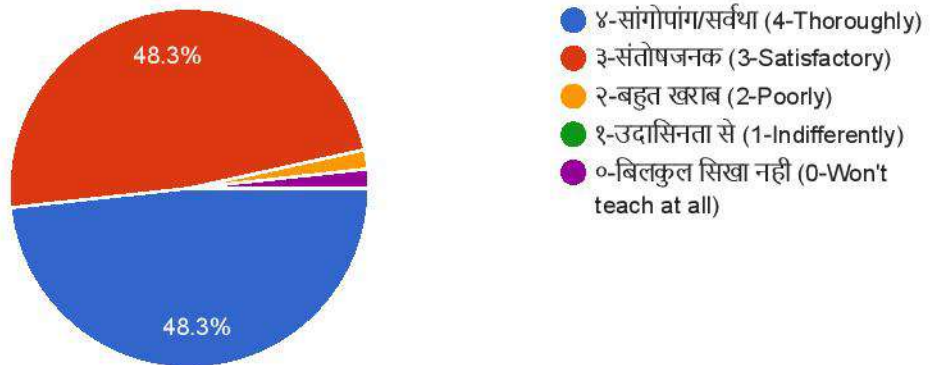
कक्षा मे कितने पाठ्यक्रम (सिलेबस) कवर किया गया ? (How much of the syllabus was covered in the class ?)

58 responses



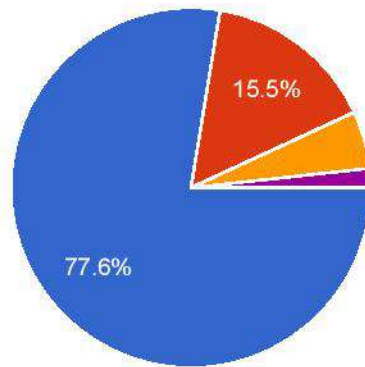
कक्षा के लिए शिक्षक ने कितनी अच्छी तरह तैयार किया है? (How well did the teachers prepare for the classes?)

58 responses



शिक्षक संवाद करनेमें कितने सक्षम है? (How well were the teachers able to communicate?)

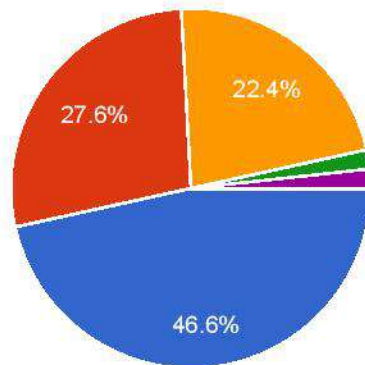
58 responses



- 4-हमेशा प्रभावात्मक (4-Always effective)
- 3-कभी कभी प्रभावात्मक (3-Sometimes effective)
- 2-केवल संतोषजनक (2-Just satisfactory)
- 1-आमतौर पर अप्रभावी (1-Generally ineffective)
- 0-बहुत खराब संवाद (0-Very poor communication)

शिक्षण के दृष्टिकोण से क्या शिक्षक को सबसे अच्छा बताया जा सकता है? (The teacher's approach to teaching can best be described as)

58 responses

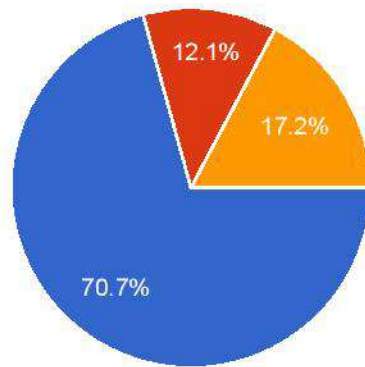


- 4-उत्कृष्ट (4-Excellent)
- 3-बहुत अच्छा (3-Very Good)
- 2-उत्तम (2-Good)
- 1-निष्पक्ष (1-Fair)
- 0-घटिया (0-Poor)



### शिक्षको द्वारा आंतरिक मूल्यांकन प्रक्रियाकी निष्पक्षता? (Fairness of the internal evaluation process by the teachers.)

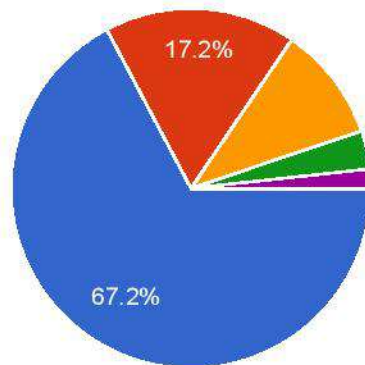
58 responses



- ४-हमेशा निष्पक्ष (4-Always Fair)
- ३-आमतौर पर' निष्पक्ष (3-Usually Fair)
- २-कभी कभी अनुचित (2-Sometimes Fair)
- १-आमतौर पर अनुचित (1-Usually unfair)
- ०-अनुचित (0-Unfair)

### कार्य मे अपने प्रदर्शन पर आपके साथ चर्चा की गई थी? (Was your performance in assignments discussed with you?)

58 responses

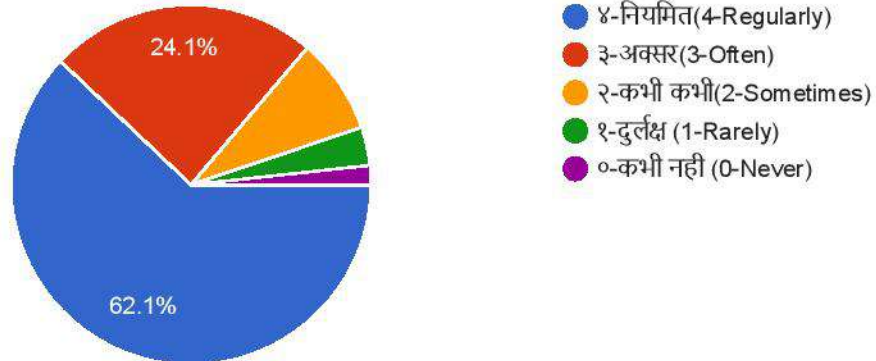


- ४-हर बार(4-Every Time)
- ३-आमतौर पर (3-Usually)
- २-कभी न कभी / कभी कभी(2-Occasionally/Sometimes)
- १-दुर्लक्ष (1-Rarely)
- ०-कभी नहीं (0-Never)



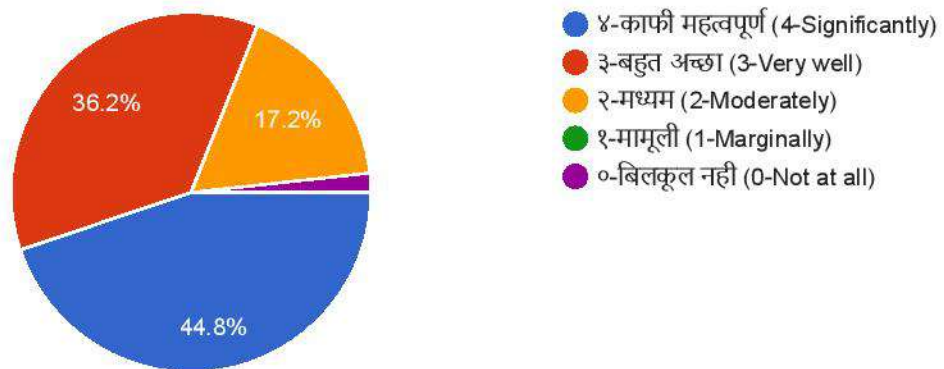
आपके संस्थान प्रशिक्षण (इंटरनशीप) छात्र विनिमय (एक्सचेंज) क्षेत्र की यात्रा (फील्ड विजिट) के अवसर में रुची लेते हैं? (The institute takes active interest in promoting internship, student exchange, field visit opportunities for students?)

58 responses



आपके संस्थान में शिक्षण और सलाह प्रक्रिया आपको संज्ञानात्मक, सामाजिक और भावनात्मक विकास में सुविधा प्रदान करता है? (The teaching and mentoring process in your institution facilitates you in cognitive, social and emotional growth?)

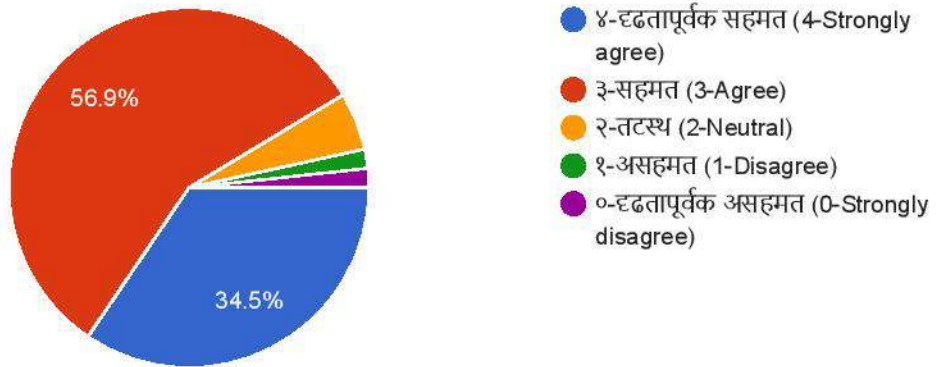
58 responses





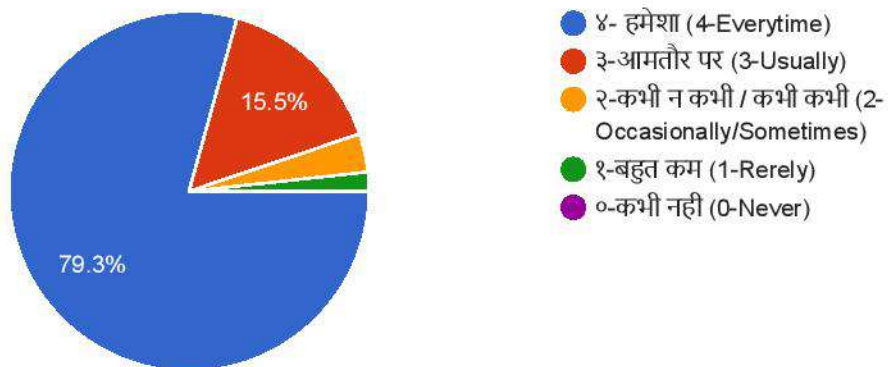
संस्थान सिखने और बढ़ने के लिए विभिन्न अवसर प्रदान करता है? (The institution provides multiple opportunities to learn and grow?)

58 responses



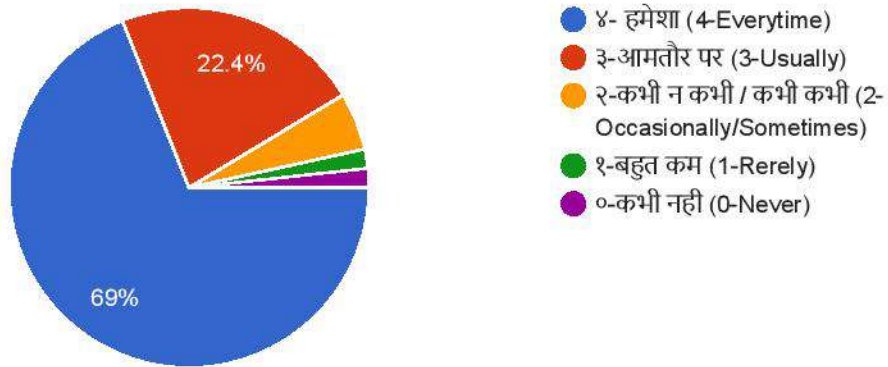
शिक्षको ने आपको अपेक्षित दक्षताओ, पाठ्यक्रम के परिणामो और कार्यक्रम के परिणामो के बारे मे सूचित किया है? (Teachers inform you about your expected competencies, course outcomes and programme outcomes.)

58 responses



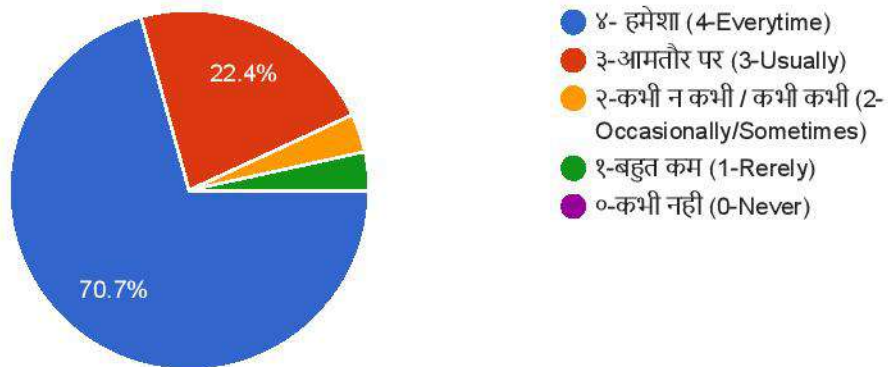
आपके गुरु आपके लिए एक नियत कार्य के साथ एक आवश्यक अनुवर्ती कारवाई कराता है ?  
(Your mentor does a necessary follow-up with an assigned task to you.)

58 responses



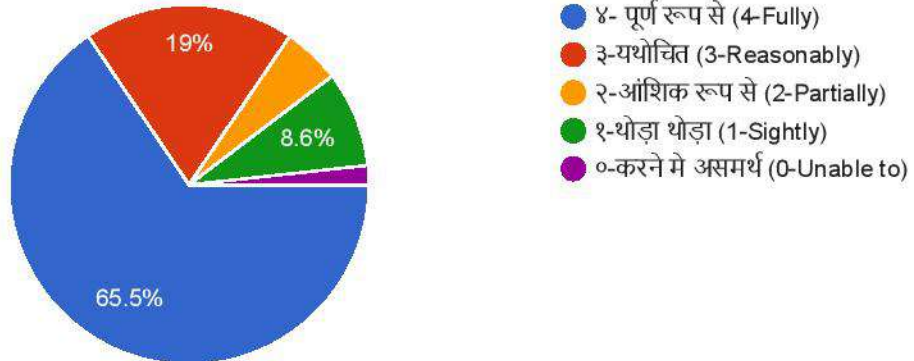
शिक्षक उदाहरणों और अनुप्रयोगों के माध्यम से अवधारणाओं को दर्शाते हैं। (The teachers illustrate the concepts through examples and applications.)

58 responses



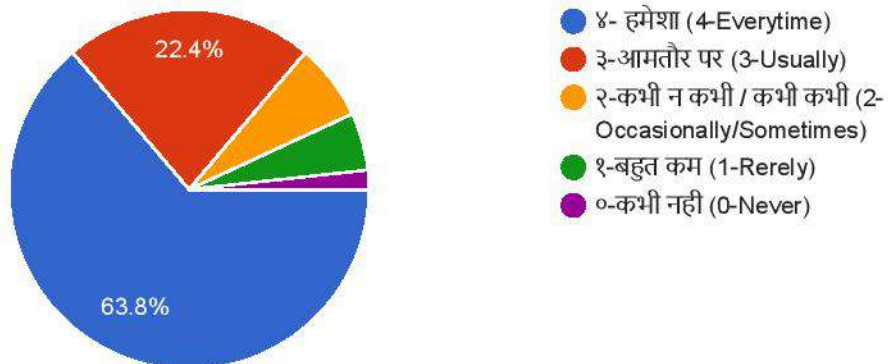
शिक्षक आपकी ताकत की पहचान करते हैं और आपको चुनौतियों के सही स्तर प्रदान करने के साथ प्रोत्साहित करते हैं। (The teachers identify your strengths and encourage you with providing right level of challenges.)

58 responses



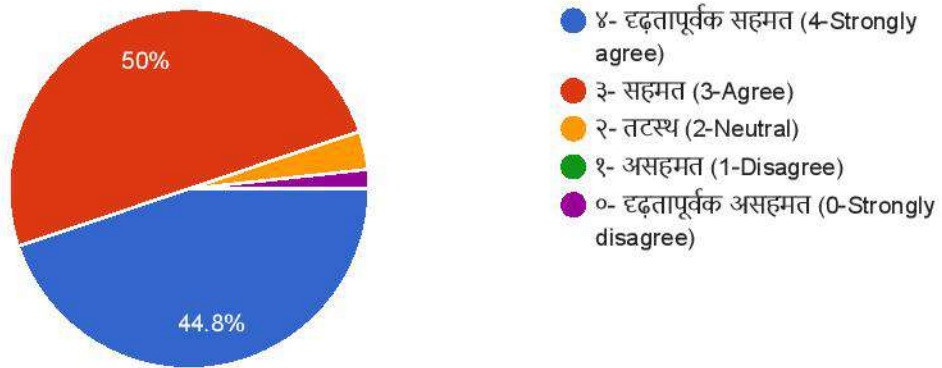
आपके शिक्षक आपकी कमजोरियों की पहचान करने में समर्थ हैं और उनको दूर करने में आपकी सहायता करते हैं। (Teachers are able to identify your weakness and help you to overcome them.)

58 responses



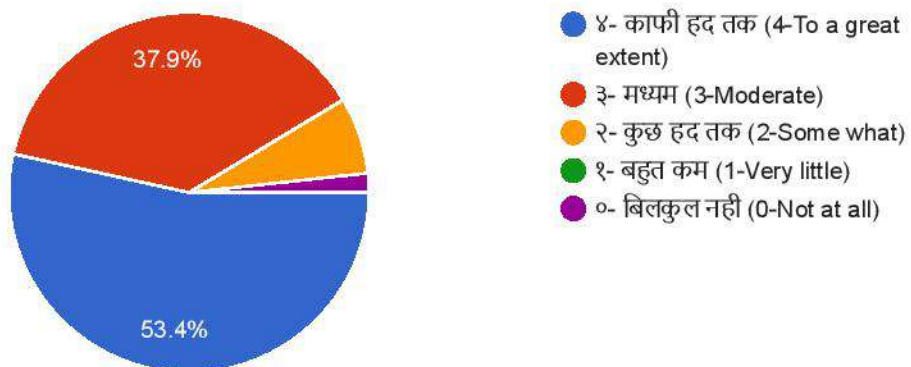
संस्थान शिक्षण-शिक्षा प्रक्रिया की निगरानी, समीक्षा और निरंतर गुणवत्ता सुधार में छात्रों को संलग्न करने का प्रयास करता है। (The institution makes effort to engage students in the monitoring, review and continuous quality improvement of the teaching learning process.)

58 responses



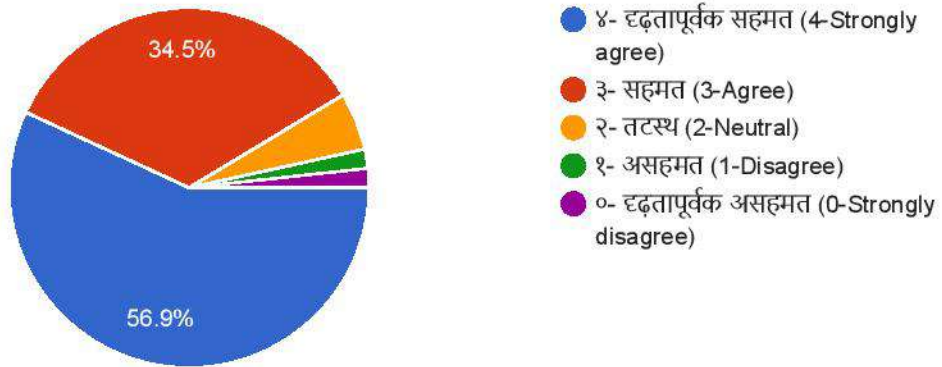
संस्थान/शिक्षक छात्र केन्द्रीय पद्धतियों का प्रयोग करते हैं, जैसे की अनुभवात्मक शिक्षा, सहभागी शिक्षा और सीखने के अनुभव को बढ़ाने के लिए समस्या सुलझाने के तरीके। (The institute/teachers use student centric methods, such as experiential learning, participative learning and problem solving methodologies for enhancing learning experiences.)

58 responses



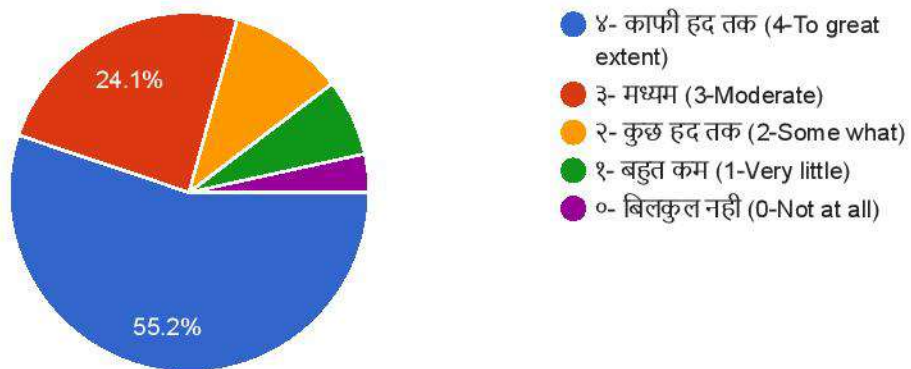
शिक्षक आपको अतिरिक्त गतिविधियों में भाग लेने के लिए प्रोत्साहित है। (Teachers encourage you to participate in extracurricular activities.)

58 responses



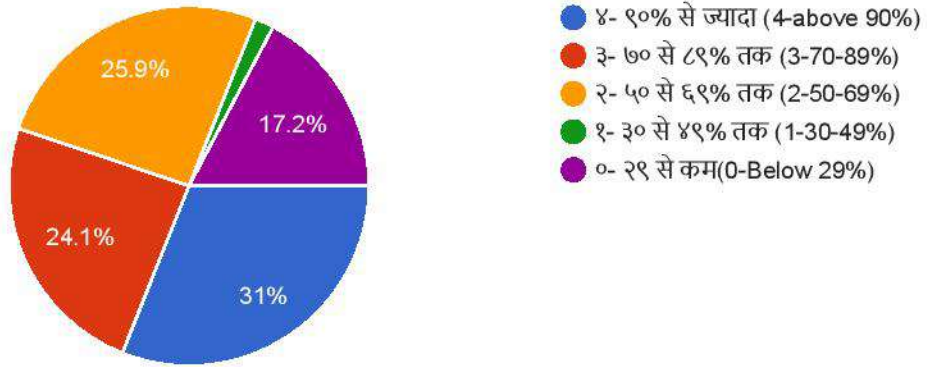
संस्थान/शिक्षको द्वारा रोजगार की दुनिया के लिए तैयार करने के लिए व्यवहार कुशलता (सॉफ्ट कौशल) जीवन कौशल और रोजगार योग्यता कौशल का आकलन करने या समझने का प्रयास हुआ है। (Efforts are made by the institute/teachers to inculcate soft skills, life skills and employability skills to make you ready for the world of work.)

58 responses



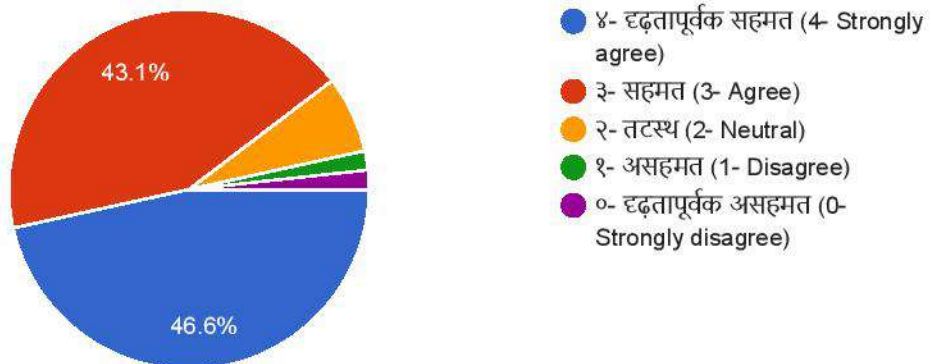
सीखने के समय कितने शिक्षको का प्रतिशत एलसीडी प्रक्षेपक (प्रोजेक्टर) मल्टिमीडिया इत्यादी जैसे सुचना एवं संप्रेषण तकनीक (आईसीटी) का उपयोग करते है। (What percentage of teachers use ICT Tools such as LCD projector, Multimedia etc. while teaching.)

58 responses



आपके संस्थान में शिक्षा, शिक्षण प्रक्रिया की समग्र गुणवत्ता बहुत अच्छी है। (The overall quality of teaching-learning process in your institute is very good.)

58 responses



आपके संस्थान में समग्र शिक्षण-शिक्षा (सीखने) के अनुभव को बेहतर बनाने के लिए तीन विचार / सुझाव दे। (Give three observation/suggestions to improve the overall teaching-learning experience in your institution.)



## विचार क्र. अ (A)

58 responses

Bahut acha

Na

Teachers are supportive.

विद्यार्थ्यांच्या नियमित उपस्थिती साठी महामंडळाने एसटीची व्यवस्था करावी याचा विचार करावा

To provide Digital classroom facility

Digital class room

शिक्षागत संसाधनोकी उपलब्धताको बढाना होगा।

Prpration MPSC Exam Through college Competition sell

To. Study the computer



## विचार क्र. आ(B)

58 responses

Na

Teachers are encouraging

महाविद्यालयामध्ये शारीरिक शिक्षण क्रीडा व सांस्कृतिक महोत्सव यांचे मोठ्या प्रमाणात आयोजन करावे

Use ict tools more time

Use of ICT tools

कर्यकुशलता विकसीत करने हेतू अभ्यासक्रम प्रारंभ करना होगा।ख

Arrange Certificate course

Best library

Daily daily teacher ne teaching krana chahiye





विचार क्र. ई(C)

58 responses

Na

Make teaching a two way interaction

Teachers are knowledgeable.

महाविद्यालयामध्ये व्यवसायिक पाठ्यक्रम यांची सुरुवात करावी

Not any

Question bank

खेलकुदके क्षेत्रको बढावा देना होगा।

To Arrange personality Development seminars

Canteen , gaming

This content is neither created nor endorsed by Google. [Report Abuse](#) - [Terms of Service](#) - [Privacy Policy](#)

Google Forms



**Observations:**

1. 37.9% of students reported that teachers have completed the syllabus of all courses. 39.7% of students reported that more than 70% of syllabus is completed by teachers. 10.3 % students opted in scale 1 and 2 indicating less completion of syllabus by teachers.
2. 48% of students stated that teachers are thoroughly prepared for the classes while 48.3% of students stated the preparation by teachers for classes is satisfactory.
3. 77.6% of students cited that teachers always communicate effectively with students while 15.5% of students reported that communication with students is sometimes effective.
4. 46.6% students mentioned that the approach of teachers towards teaching is excellent while 27.6% and 22.4% of students reported it as very good and good respectively.
5. 70 % of students stated that the internal evaluation conducted by teachers is always in fair environment, while 12.1% of students reported it is conducted in usually fair environment. However 17.2 % of students feel that it is sometimes unfair.
6. 67.2% of students reported that teachers are always ready to discuss regarding assignments and performance, while 17.2 % feel that teachers usually discussed with students .
7. 62.1% of students reported that the college regularly promotes initiatives for students , while 24.1% students reported it as often.
8. 44.8 % of students cited that the college facilitates a significant teaching-mentoring process for all round development of students ,while 36.2% of students reported that it is very good process. However 17.2% students opted for moderate facilitation.
9. 34.5 % of students strongly agreed about the provision of multiple opportunities to learn and grow, while 56.9 of students agreed about it.
10. 79.3% of students reported that teachers always inform students about expected competencies and learning outcomes ,while 15.5% of students reported they are usually informed about it.
11. 69 % of students cited that teachers always take follow-up about assigned task to students while 22.4 % of students reported that it is done usually.

12. 70.7 % of students reported that teachers always illustrated the concepts through giving examples and applications while 22.4 % of students stated that it happens usually.
13. 65.5 % of students cited that teachers fully identified the strengths of students and promoted encouragement by providing right level of challenges ,while 19% of students stated that teachers identified it reasonably. 8.6% felt that teachers partially identify them.
14. 63.8 % of students feel that teachers identify their weaknesses. 22.4% students marked it as 'usually' .
15. 44.8% of students strongly agreed about continuous efforts of quality improvement of teaching- learning process while 50% of students agreed to it.
16. 53.4 % of students stated that the college used student centric methods to a great extent for enhancing learning experiences while 37.9 % of students reported it as moderate.
17. 56.9% of students strongly agreed about encouragement by teachers to participate in extra-curricular activities ,while 34.5% of students agreed to promotion by teachers about it.
18. 55.2% of students stated that efforts are made by the institution to inculcate soft skills, life skills and employability skills for work to a great extent while 24.1 % students marked it as moderate.
19. 31% of students reported that teachers frequently use of ICT during classroom teaching while 24.1% of students reported the use of ICT by teachers usually use ICT, whereas 25.9 % of students stated that use of ICT by teachers is low.
20. 46.6 % of students strongly agreed about overall quality of teaching-learning process is very good ,while 43.1% of the students agreed about it.

\*\*\*\*\*

**: Suggestions from students:**

Students made following suggestions for strengthening teaching-learning process and improvement in quality of the college. :


- Students expected that teachers should make more use of ICT tools in teaching – learning process .
- They also feel that teachers should apply intensive student centric methods.
- Students suggested that college should promote students to participation in extra-curricular activities.
- Students expected that college should take initiative to organize internship, student exchange and field visit for them.
- Students suggested that career and counseling cell should be active in the college.
- Students expressed their views that introducing new courses for skill development is need of the hour.

\*\*\*\*\*

**:Follow up by the College:**

- The college encourages the teachers to make more use of ICT tools in teaching process.
- It also encourages them to apply more student centric methods.
- Career and counseling cell activities are encouraged in the college.
- Commerce Deptt. is arranging field visits for students.

\*\*\*\*\*

  
IQAC Co-ordinator  
Shri Samarth Arts and Commerce  
College, Ashti

  
Principal  
Shri Samarth Arts & Commerce  
College, Ashti, (Dist. Wardha)